



CAMP MALUHIA LEADER'S GUIDE 2009

Maui County Council, Ltd.
200 Liholiho Street
Wailuku, Maui, HI 96793
(808) 244-3724
Fax (808) 242-8856
Visit us at www.mauibsa.org

Preface

The camp leader's guide has been created for you as the Scoutmaster to better prepare for camp. A great week at Scout camp does not automatically happen. It takes a great deal of planning on the part of the Scoutmaster, troop committee, parents and boys, as well as the camp staff and the council. With proper planning, your troop can have a program that will meet the needs of the boys in your troop.

This packet will describe the excellent program resources that are available at Camp Maluhia. Don't limit your program to these items alone. Use our camp as a base and expand the possibilities for your troop. The camp staff will be there to help you where possible.

At Camp Maluhia there so many things to do that it is impossible to do and really experience everything in and around camp. You should plan your troop's program to have new opportunities and experiences each year. You should remember, however, to not over plan. Leave enough flexibility in your program to allow for spontaneous activities that always seem to happen. Often these activities are the ones the boys will remember the longest and fondest.

Camp Maluhia is operated to provide an opportunity for troops to camp under their own leadership so that they might run their own program within the operational plan of camp. Along with the necessary physical facilities, the council provides the services of a camp staff that is available for counseling, coaching, and supervising. The camp staff exists for one purpose...to ensure that every Scout unit has a successful camping experience, by making the Scoutmaster a successful leader.

It must, however, be understood that the camp staff can in no way take the place of the unit leader. They will serve rather, as program assistants to him/her in the normal operation of the unit.

Campsite Reservations

To reserve a campsite during a week of camp requires a \$250 non-refundable fee. This fee may be used to offset regular camp fees or to reserve a campsite for 2008. Deposit fees may be transferred to the following year until March 1st at which time they are not transferable. This fee is not refundable or transferable to another year if your unit does not keep its reservation.

Camp Fee Schedule

The 2009 standard camp fee is \$265.00 per boy and \$190.00 per leader. Kamaaina rate if \$255.00 per scout and \$180.00 per leader. Maui scouts are \$225.00 and \$150.00 per leader. All fees should be paid two weeks prior to your troop's arrival at camp. Camp fees include food.

Table of contents

Camp Law and Policies.....	2
Food Services.....	4
Youth Protection.....	5
Program.....	7
Troop Leadership/Planning.....	9
Forms.....	End

Index

Adult Leadership.....	2
Buddy system.....	2
Camp Advancement Worksheet.....	18
Camp Law.....	2
Campfires.....	6
Dress in Camp.....	2
Fire Prevention.....	2
First Aid.....	2
Firearms, Ammunition & Other Weapons.....	2
Food Services.....	4
Health Forms.....	End
Lost and Found.....	3
Mail.....	7
Maluhia Spirit Award.....	15
Map.....	19
Merit Badges.....	13
Order of the Arrow.....	9
Personal Equipment List.....	12
Schedule.....	14
Scoutmaster's Checklist.....	11
Smoking in Camp.....	3
Troop Timetable.....	10
Trading Post.....	3
Transportation.....	3
Troop Equipment.....	11
Troop Leadership in Camp.....	9
Troop Roster.....	16
Visitors in Camp.....	3
Youth Protection.....	5



Camp Law and Policies

Our Camp Law

Of necessity we live in a society of rules and regulations. These rules are for the benefit and safety of all members of society. Scout Camp is no different; we also have a set of rules that we must follow to have an enjoyable and safe experience for all. Our state and nation have laws that fill multiple volumes of books, but at Scout Camp the basic laws are the SCOUT OATH and the SCOUT LAW. It is expected that every Scout and leader that comes to camp will live by the Scout Oath and Law.

While the Scout Oath and Law are the basis for all that we do at camp, it is necessary that we establish policies to meet specific camp related issues. The following information is a number of policies that have been established for everyone's safety at camp.

Adult Leadership

The Boy Scouts of America requires two-deep leadership. At least two adult leaders, one of whom must be 21 years or older are REQUIRED for all trips and outings. We strongly suggest that at least one leader stays for the entire week of camp. This will provide continuity of leadership and will help the unit to have a better program and a more successful advancement program.

All unit camp leadership should receive training in youth protection and must be familiar with page 5 on youth protection in this manual. Leaders arriving at camp must attend the orientation for new leaders on the day they arrive at camp.

Buddy System

Please encourage your Scouts to use the buddy system during ALL activities at camp. It is safer and more fun than doing things alone.



Dress at Camp

The Boy Scout Uniform is always appropriate dress at camp. We ask all Scouts and leaders to wear the official uniform to evening campfires and to morning flag ceremonies. As members of the Boy Scouts of America, the uniform represents unity and equality of all Scouts. A troop's pride can often be seen in its uniforming!


The camp Trading Post will have available camp T-shirts, which makes a great day uniform when worn with the official Scout shorts or trousers.

Fire Prevention

It is critical that we follow all regulations established by the BSA and the Forest Service to prevent fires. Battery operated flashlights and lanterns are recommended for use in camp (remember, NO FLAMES IN CABINS). Each troop will be provided a fire guard chart, which should be completed and posted on the campsite bulletin board. In the event of fire, notify a member of the camp staff immediately. A fire drill will be held within the first 24 hours of camp.

First Aid

First Aid is available at the camp office for Scouts and leaders if the need should arise. We have several staff members who are trained in advanced First Aid. Medical needs beyond First Aid will be referred to Maui Memorial Hospital in Wailuku.



Firearms, Ammunition and Other Weapons


Boy Scouts are permitted to fire .22 caliber bolt action, single shot rifles, air rifles and shotguns under the direction of a certified instructor... (BSA "Guide to Safe Scouting P. 21). All weapons of any kind (bows, arrows, slingshots, etc.) are not to be brought to camp. In order for us to control the rifle range better, we charge 10 cents per rifle round and 20 cents per shotgun round. Scouts should plan on bringing this money if they plan to work on Rifle Shooting or Shotgun Shooting Merit Badge or if they plan to spend a lot of time at the rifle range. **DO NOT BRING YOUR OWN FIREARMS OR AMMUNITION TO CAMP.**

Health Forms

A health history, revised within the past 12 months and a physical examination conducted within the past 36 months is required for each youth camper and adult under 40 years of age. A parent or guardian must attest to the validity of the health history and physical examination for those under 18 years old (use form 34414). Adults over 40 years old must show evidence of physical examinations within the past 12 months (use form 34412). No one will be admitted into camp without a physical or parent signed release.

L.P. and Liquid Fuel Equipment

The use of propane/gas stoves and lanterns is permitted under close supervision of a knowledgeable adult. Refueling and lighting of this equipment should be done by an adult. All storage of fuels is to be in the flammable shed located behind the dining hall. Only the amount of fuel in the stove, etc. is to be in the campsite and it is to be under adult supervision.



Lost and Found

Lost and found for the camps is located at the camp office. Items not claimed will be held at the Maui County Council Scout Office until September 15th, at which point they will be donated to charity.

Smoking in Camp

Smoking is not permitted in the presence of Scouts. Smoking must be done away from Scouts in the graveled parking lot outside of the camp proper. Smoking should not be done when youth members are present. (Scoutmaster Handbook pg. 131)

Trading Post

The camp Trading Post will stock handicraft projects, merit badge pamphlets, collector's items, Scout literature, sundries, soda, candy and other food items. It will also have special Scout camp souvenirs such as T-shirts, hats, mugs, and more. All sales are on a cash basis.

Transportation

Trucks are for hauling equipment, NEVER SCOUTS. Passenger vehicles used to transport Scouts to and from camp must be driven by properly licensed drivers 18 years or older. All Scouts must use seat belts. Vehicles will be allowed in the parking lot only. Please be prepared to pack your equipment into your campsite. Under the direction of the camp staff, units may drive one vehicle near their campsite, immediately unload and return to the main parking lot. Remember to file your *tour permit* at the Scout Office at least one week before coming to camp.



Visitors in Camp

Visitors are welcome any time. Visitors are required to check in at the camp office before going to the unit's campsite. Our camp does not have accommodation for guests outside of the troop campsite. Visitors are welcome to eat with the troop and should notify the Camp Director two meals in advance that extra food is needed. Visitors' meals will cost \$5.00 per meal.



Food Services

All meals will be prepared, and served in the central dining facility with the exception of the meals scheduled for outpost camping within camp boundaries or scheduled off-site camp programs. Troops arranging their own off-site activities can schedule sack lunches for a fee of \$5.00 per person/meal.

If a member of your troop has special dietary needs, please contact the Camp Director two weeks prior to coming to camp. Our dining facility is limited as to what can specifically be provided so the Scout may have to bring his own food under certain circumstances. We will be happy to store these items for the Scout.

The sanitation of the dining hall is the responsibility of **all** campers. Each unit will be scheduled during the Sunday Senior Patrol Leader's meeting to help with before & after meal service.

Outpost Camp

The outpost camp can be, and has been, one of the most memorable and exciting components of a Scout's experience at Camp Maluhia. The outpost camp is an optional Troop program and will occur on Thursday night. Troops are encouraged to use the time wisely to enrich their summer camp experience, have a troop campfire or vesper service. Camp staff can be scheduled with the Program Director to support the evening program of the troop. Food for the outpost should be arranged with the Program Director at least one day prior to the outpost camp during the daily Senior Patrol Leader's Meeting.

***Remember that your troop will need to bring all items necessary for an overnight wilderness camp. We suggest, due to the terrain, that you plan on making a lean-to type shelter or dress warmly enough to sleep under the canopy of trees that overhangs the gulch.



Youth Protection

It is of great concern in our society today that our youth are protected from harm and abuse. Abuse is a societal problem. In Scouting we use the term, “*Safe Haven*” to describe how a Scout should feel in and about all Scouting Activities. To provide a *Safe Haven*, All Youth Protection Guidelines must be understood and followed by all leaders in camp. It is recommended that each Scout troop view the video, “*A Time to Tell*” on an annual basis.

What is child abuse?

Generally speaking, child abuse is injury of a child by an adult or older child that might not be intentional, but is not accidental. It is usually classified as physical abuse, emotional abuse, sexual abuse or neglect. Leaders should be alert to the Scouts in their unit. Often children that have been abused will display signs of an abnormal level of childhood stress. Children may occasionally confide abuse to a trusted leader.

Physical abuse is physical harm or injury to a child. It is generally inflicted by an adult or older child that is under stress and out of control. Occasionally the adult may be uninformed and think he/she is only disciplining the child. Scouting leaders may notice the signs of physical abuse by: *Burns* – in unusual locations of the body or having a distinctive pattern. *Bruises* – of different colors indicating different stages of healing, particularly true on the abdomen, back and face. *Lacerations and abrasions* – Children often have scrapped knees, shins, elbows, or palms-predictable injuries. When children have lacerations and abrasions in soft tissue areas, such as the abdomen, back, backs of arms and legs, or external genitalia, it is a strong indicator of abuse. *Fractures* – Unexplained fractures are a cause for concern, especially multiple or reoccurring fractures.

Emotional Abuse includes hazing, or in other ways belittling the child, giving him the message that he is of little worth.

Neglect – Harm caused by withholding life’s necessities – food, clothing, shelter, medical care, and education – is called neglect.

Sexual Abuse is any sexual act by an adult or older child to a younger child.

BSA Youth Protection Guidelines

The Boy Scouts of America has adopted a number of policies aimed at eliminating opportunities for abuse within the Scouting Program. These policies focus on leadership selection and on placing barriers to abuse within the program. These policies are primarily for the

protection of our youth members; however, they also serve to protect our adult leaders from false accusations of abuse.

- **Two-deep Leadership** Two registered adult leaders, or one registered leader and the parent of a participant, one of whom must be 21 years of age or older, are required on all trips and outings at all times. The chartered organization is responsible to ensure sufficient leadership is provided.

- **No one-on-one contact** One-on-one contact between adults and youth members is not permitted. In situations that require personal conferences, such as a Scoutmaster’s conference, the meeting is to be conducted in view of other adult and youths.

- **Respect of privacy** Adult leaders must respect the privacy of youth members in situations such as changing clothes and taking showers at camp, and intrude only to the extent that health and safety require. Adults must protect their own privacy in similar situations.

- **Separate Accommodations** When camping, no youth is permitted to sleep in the tent of an adult other than his own parent or guardian. An exception is made for cabin camping at camp. Separate shower times or facilities are to be used for youth, adult males, and adult females

- **No Secret Organizations** The Boy Scouts of America does not recognize any secret organization as part of its program. All aspects of the Scouting program are open to observation by parents and leaders.

- **Appropriate Attire** Proper clothing for activities is required. For example, skinny-dipping is not appropriate as part of Scouting.

- **Constructive discipline** Discipline used in Scouting should be constructive and reflect Scouting’s values. Corporal punishment is never permitted. When a leader finds himself losing control he should remove himself from the situation until he can regain control and handle the situation objectively and constructively.

- **Hazing Prohibited** Physical hazing and initiations are prohibited and may not be included as a part of any Scouting Activity.

- **Junior Leader Training and Supervision** Adult leaders must monitor and guide the leadership techniques used by junior leaders and ensure that BSA policies are followed.

Reporting Abuse

Any Suspicion of abuse in camp is to be reported immediately to the camp director or Scout Executive, and will work with local authorities to respond to the situation. Any leader or older youth violating Youth Protection Guidelines will be asked to leave camp.

Camp Maluhia

About Camp Maluhia

Camp Maluhia was developed in 1937. It was a three-way partnership between Alexander House Settlement (AHS), the Maui County Council Girls Scouts, and the Maui County Council Boy Scouts of America.

The Camp was developed on the concept of community use and was under the jurisdiction of AHS. In 1947 AHS went out of active community services and turned over the keys of the Camp to the Maui County Boy Scouts. A few years later the Girls Scouts relinquished their interests in the Camp because they had plans to build their own camp in Olinda.

The original lease of the Camp comprised 250 from the State of Hawaii for a term of 21 years. Just before the expiration of the lease, the Council was successful in purchasing 17.8 acres from the State at a public auction. The Council also has a lease on Makamakaole Gulch.



Campfires

Sunday evening's campfire will be put on by the staff to welcome and entertain you and your troop on its first night into camp. Friday evening's campfire will feature some of the finest entertainment to be found in camp. Troops will participate in the campfire program. Parents and family are invited, and encouraged, to attend the Friday evening campfire. Camp Maluhia has a tradition of excellence in its campfire programs. In planning troops skit and songs, please encourage your Scouts to prepare their skits and songs in advance. Please ensure that they are of quality and meet the standards set forth in the Scout Oath and Law.



Check-in procedure


Check-in at Camp Maluhia is scheduled between 1 PM and 4 PM on Sunday afternoon. The camp will not be able to accommodate early arrivals. Our National policy and state policies require that we allow our staff 24 hours off in-between sessions. Under extenuating circumstances, arrangements could be made to the use of the facilities from 1 PM Saturday to 1PM Sunday. (e.g. If you are coming from off island or your unit is not allowed to travel on Sundays.)

1. A Camp staff member will be assigned to each arriving unit at the Camp Office. This will be your Troops representative during the entire week with anything you need or questions you have about. Your representative will be happy to assist you.
2. The Scoutmaster, or Scout leader in charge of the group, should check-in at the camp office upon the unit's arrival. The following articles will be needed during the check-in process:
 - a. Individual camp application for each camper.
 - b. Camp Unit Roster
 - c. Tour Permit
 - d. Medical forms for ALL (youth and adult) participants
 - e. Receipt for camp fees (Full payment should have been made prior to arriving)
 - f. Proof of medical insurance for all visiting units
3. A camp staff member will lead the troop to their cabin(s). Everyone will change into their swimming gear and proceed on a tour of the camp. When meeting with the camp health officer, a medical form must be turned in for every person staying overnight. It is the policy of the Boy Scouts of America that a Scout or Scouter MAY NOT participate in a Scout summer camp without a completed medical form. Individuals in violation will not be allowed to stay in camp as a responsibility to the troop and council
4. Each individual of the Troop will be given a health re-check and will receive a "Buddy Tag" upon approval by the camps medical personnel.
5. The troop will then proceed to the pool where each individual must go through the Safe Swim Defense and swim check to determine their swimmer classification.
6. After the swim check is completed the troop will proceed to the Axe Yard to get recertified for the "Totin' Chip" card.
7. After the camp tour is complete, troops may return to set up or organize their housing.
8. Merit badge class sign up will be held in the Long House @ 4PM.

9. There will be a mandatory Scoutmaster and Senior Patrol Leader Orientation at 7PM in the Dining Hall.

Check-Out

Cleanup and checkout is scheduled for Saturday morning from 8 AM to 10 AM. Checkout of the camp is done with your assigned representative. At the office, the leader can pick up his packet containing all merit badge cards, medical forms. Your camp appraisal sheet, which will be presented to you on Thursday, should be submitted to the camp office before departure at the Scoutmaster Dinner.



Mail

Parents are encouraged to write to their sons at camp. The mail pickup point will be the camp office. Daily runs to the Council Service Center to pick up mail will be made. All mail for campers must be addressed as follows:

- Scout's name
- Troop number
- Camp Maluhia
- C/O Maui County Council
- 200 Liholiho St.
- Wailuku, Maui, HI 96793

Campers receiving mail will be notified at morning and evening flag ceremonies.



Telephone

The Telephone at the camp office is to be used for BUSINESS purposes only. In the case of an emergency where it becomes necessary to contact a camper or leader immediately, we will make an effort to help you.* A pay phone is also available for Scouts/Leaders to use outside the office for other phone calls.

The phone numbers at camp are:

- (808) 244-4927.....Office
- (808) 244-9931.....Pay Phone

As a courtesy, please keep your phone calls on the pay phone to 5 minutes so others can also use the phone.



** Reminder: There can be a long delay in locating the camper being called. Please ensure that the Scout's unit number and name is received so that we may expedite the process.*


Religious Services

Vesper services will be conducted each week. This is a non-denominational service for all faiths. Anyone desiring services from a specific denomination during the week should notify the camp office through the Scoutmaster at least 2 weeks in advance so arrangements can be made.

Visitors

Visitors are invited to join us at Camp Maluhia at any time, Especially for Sunday night's opening campfire and Friday night's closing campfire.

Visitors must sign in at the Camp Office. Please remember that all people who enter Camp Maluhia must be wearing closed toed shoes for safety purposes.




Camp Program

Program Schedule is every day at camp there is open program time, this time is between 3PM and 5PM. During this time a Scout may participate at the pool, handicraft area, nature glen, field sports and scout craft areas for advancement instruction and recreation times.

Merit badge counselors will be available in their program areas during Program/Open Time to assist Scouts in completing merit badge requirements. Learn needed skills, or just to have fun!

To assist in camp planning please turn in a roster of merit badges your scouts plan to take at camp 1 week prior to arrival.


Please keep in mind that due to safety reasons there will be a limited number of Scouts that may participate in the pool and field sports areas at one time.



You may also sign up for Troop shoots or Troop swims during open time this needs to be done through the Shooting Sports Director or Aquatics Director.

Program Areas and Merit Badges Taught


HANDICRAFT AREA – Scouts will be able to work on their favorite wood carving or leather program assisted by the handicraft staff. The Handicraft Area is located near the Trading Post in the James “Kimo” Ohta Longhouse. Merit badge instruction is available for: Basketry, Art, Leatherwork, and Woodcarving merit badges.



NATURAL ECOLOGICAL CONSERVATION in Lyons Pavillion located in the Nature/Ecology Area offers Scouts several experiences in nature including merit badge instruction in: Environmental Science, Nature, Astronomy, Forestry, Geology, Soil and Water Conservation, and Weather, Insect Study, Fish & Wildlife Management, and Oceanography.

SCOUTCRAFT AREA – Located just below the flagpole/assembly area, the Scout craft Area offers instruction and activities in the basics of Scouting. Merit Badge instruction is available in: Camping, Pioneering, Orienteering, First Aid, Emergency preparedness, Cooking*, Wilderness Survival and Safety and Indian Lore merit badges.

*Cooking merit badge will be taught primarily in the Dining Hall.



SHOOTING SPORTS – One of the most popular places in camp is the Shooting Sports Area. It offers instruction in Rifle Shooting, Shotgun Shooting, and Archery merit badges.

POOL – In any camp, the water activities and badges are among the most popular areas and it is certainly true at Camp Maluhia. Instruction is offered in Swimming and Lifesaving merit badges BSA Lifeguard & Scuba.

HAWAIIANA - One of the long-standing traditions at Camp Maluhia is our Hawaiiiana class. Our class preserves the Hawaiian culture and shares its traditions with our Friends in Scouting across the world. (Please refer to “Helpful Hints on Merit Badges” on page 13 of this pamphlet) This will be held in the Nature Glen.

ORDER OF THE ARROW – An OA fellowship will be held on Wednesday at 8:00 PM in the Dining hall.



Troop Leadership in Camp

Camp Scoutmaster

Each Troop must be under the leadership of an adult (over 21 years old). We very strongly recommend and prefer the registered Scoutmaster of the troop. If the Scoutmaster is unable to attend full time, the Troop Committee should name a “Camp Scoutmaster.” In either case, please do all you can to have at least one leader remain all week. Changing leaders is hard on the troop’s camp program. All leaders who stay the full week will receive a special recognition.



Senior Patrol Leader

Each Troop’s Senior Patrol Leader (S.P.L.) is part of the “Camp Senior Patrol Leader’ Council” which meets regularly with the Camp Program Director. At their regular meetings, “Patrol activities” are scheduled and camp-wide activities are planned. If your Troop’s S.P.L. is unable to attend, the Assistant Senior Patrol Leader fills in. If he can’t attend, your Troop should elect a “Camp S.P.L.”



Patrol Leaders’ Council

This group plans and carries out the troop program in camp. They meet daily in your campsite to plan activities and their Troop’s part in the camp-wide activities. They conduct progress reviews as needed. If the patrol leader of any patrol is unable to attend, his patrol should elect a “Camp Patrol Leader.” (Usually the Assistant Patrol Leader, if they’re at camp, would sit in)

Patrol Method

The experience, fun, and responsibility of working in a patrol (patrol method) are the things that develop character, citizenship, and fitness in boys. Let the boys do the leading with you with the leader acting as a guide.



TROOP TIMETABLE

SCOUTMASTER: By now your unit should have completed its basic plans for camp. Your camp reservation is in and you have selected your camp leadership.

This check-list should be helpful from here on in:

TWO-MONTHS BEFORE DEPARTURE

1. Leaders and committee review this camp guide
2. Commitments from other adult leaders assisting in camp
3. Individual commitments for camp secured from each Scout family
4. Physical examination forms distributed to Scouts. A medical examination is good for 3 years with health history updated yearly
5. Unit leader supplies each Scout with personal equipment list
6. Unit leader begins program planning procedure for camp
 - a. Transportation plans started
 - b. Each Scout's ideas for program checked
 - c. Troop equipment needs reviewed
 - d. Advancement needs reviewed
7. Contact of "needy" boys to attend camp with troop. Arrange for sponsor or project to help them get to camp
8. Hold camp parents' night, if you have not already done so
9. Total fees paid 15 days ahead of the Sunday you leave for camp
10. Talk about going to camp with Webelos or new Scouts, who will graduate into the troop
11. Attend pre-camp Leaders Meeting in May at the Scout Service Center

FOUR WEEKS BEFORE DEPARTURE

1. Check to see if all medical examinations have been completed
2. Check on final transportation arrangements
3. Inventory troop and patrol equipment
4. Inventory each Scout's advancement records
5. Counsel Scouts on their personal goals for fun and advancement at Camp

ONE TO TWO WEEKS BEFORE DEPARTURE

1. Leader holds final Patrol Leader's Council
2. Unit Committee meets to tie up loose ends
 - a. Transportation arrangements
 - b. Parents visits to camp on Friday
3. Make sure the balance of camp fees are paid at Council Service Center **PLEASE BRING RECEIPT(S) TO CAMP**
4. Have rosters completed
5. Medical form completed, **signed by parents** and in leader's hand
6. Hold "Shake Down" camp equipment inspection for each Scout
7. Pack all equipment – get ready for **FUN!!!!**

SCOUTMASTER'S CHECKLIST

WHAT TO BRING TO CAMP

Personal Equipment

Medical Exam
Scout Uniform
Sleeping Bag
Jacket
Sleep Clothes
Soap, Toothbrush, comb, etc.
Towel and washcloth
Underwear
Socks
Extra Shoes
Pants and Shirts
Poncho or Raincoat
Swimming Suit
Flashlight
Pillow
Scout knife
Backpack
Canteen
Scout Handbook
Merit Badge Books
Insect repellent
Spending Money

Patrol & Troop Equipment

Troop Flag
American Flag
Tool kit
First Aid Kit
Water Containers
Pencils and paper
Patrol flag
Broom
Troop Advancement Records
Lantern (if desired)
Equipment for pioneering projects
Outpost camping materials (tents, tarps, etc)

SCOUTMASTER FINAL CHECKLIST BEFORE LEAVING

- Are your camp fees paid two weeks before coming to camp? Remember to bring receipts with you to camp. (If a boy decided to go at the last minute he can pay at camp)
- Do you have verification of accident insurance?
- Has a Tour Permit been filed at the Scout Office? Do you have it with you?
- Does every boy and leader have a medical form? Signed by parents and doctor?
- Are adult leaders going to be with boys at all times? (If there are changes during the week, be sure there is no time when a change happens that the boys are left without adult leadership)
- Do you have all the equipment required to have a good camp?
- Have parents and families been invited to the Friday evening campfire?

Personal Equipment List

All gear listed will be carried in your pack or duffle bag. Mark all gear with your name and Troop number.

Medical Exam	Flashlight
Wear your Full Uniform	Spare Batteries
Pack or Duffle Bag	Personal First Aid Kit
Sleeping bag	2 Towels (shower, pool)
Raincoat or poncho	Tools and supplies for chosen Merit Badges
Jacket or sweater	Toothbrush
Shirts	Toothpaste
Pants	Comb
Underwear	Soap
Socks	Washcloth
Sleep Clothes	Spending money for merit badge supplies and optional extras
Hiking boots	Pencil and small notebook
Light shoes	Pre-addressed, stamped envelopes for letters home
Swim trunks *	
Canteen	
Pocket knife (NO SHEATH KNIVES)	

Optional Gear

- Compass
- Laundry Bag
- Pillow
- Sunscreen
- Sunglasses
- Insect repellent
- Sewing kit
- Camera
- Sharpening Stone
- Twine or light rope

Merit Badge Books may be purchased at camp

***Put your Swim Suit in the top of your pack. You will need it for swim-check first thing Sunday afternoon!!!**

Helpful Hints on Merit Badges

MERIT BADGES	CHECK PREREQUISITS	APPROXIMATE COST FOR SUPPLIES	COMMENTS
SWIMMING	2 nd Class req. 7a-7c 1 st Class req. 9a-9c		Req. 4 (inflating pants for use as flotation device) is the most difficult part.
LIFESAVING	2 nd Class req. 7a-7c 1 st Class req. 9a-9c		This badge is for stronger, older scouts. CPR training is required
CAMPING	14 days and nights of prior camping		For all Scouts. Some work should be done prior to camp attendance.
COOKING			For all Scouts. Some paperwork can be done prior to camp.
PIONEERING			For all Scouts. Splices most difficult.
ORIENTEERING			For older Scouts. A lot of additional time is needed to set up compass courses.
WILDERNESS SURVIVAL			Very exciting merit badge for Older Scouts. Personal Survival kit (or photograph of kit) must be brought to camp
INDIAN LORE		\$10-15 and up (or use natural material)	Time is needed for building Indian Projects.
ENVIRONMENTAL SCIENCE			Difficult for younger Scouts. Requirements 3e, 3f and 4 should be complete prior to camp.
FORESTRY			Additional time needed
ASTRONOMY			Some observation type reqs. (2,3,8) can be done before camp.
LEATHERWORK		\$10 and up	A small cost (depending on project) is involved for materials. Time needed for projects.
WOODCARVING		\$5 and up	A small cost for materials. Use of natural materials is more difficult than using kits.
BASKETRY		\$10 and up	A lot of fun for all Scouts. A small cost for materials.
ARCHERY		\$5 and up	For older Scouts. A cost is involved for materials; much practice is required to achieve scores.
RIFLE SHOOTING		\$10 and up	Very difficult to score unless experienced.
SHOTGUN SHOOTING		\$10 and up	For older Scouts. Very difficult to score unless experienced.
FIRST AID	Current knowledge of ALL First Aid requirements for Tenderfoot (11,12a,12b), Second Class (6a,6b,6c), First Class (8b,8c,8d)		For all Scouts
EMERGENCY PREPAREDNESS	FIRST AID merit badge		Personal emergency service kit and family emergency kit (or photograph of kit) must be brought to camp
WEATHER	Req 8a or 8b		For all Scouts
GEOLOGY			For all Scouts
SOIL AND WATER CONSERVATION			For all Scouts
HAWAIIANA			Great class for Youth and Adults!!!

Maluhia Spirit Award

Camp Maluhia

The Maluhia Spirit Award is a standard by which troops can have a successful week at camp. In order to recognize those troops for their development, the requirements below have been set up.

Criteria will be evaluated and tracked by your assigned commissioner for the week. The commissioner will address any questions. Awards will be presented at the closing campfire.

Required:

- Demonstrate continuous Scout Spirit during the week
- Teaching and practice Scout Skills are included in the troop's program during the week at camp
- Planned troop and patrol programs are posted in troop site and/or patrol site (daily)
- Posting of Troop Fireguard Plan
- Anti-litter campaign – campsite is free of debris
- Follow camp procedures and policies
- Give service to one meal at camp
- Develop and perform a skit and song for the closing campfire
- Participate in Maluhia Games
- Participate in the overnight camping trip

Complete any 7 of the following projects:

- Conduct a troop or inter-troop campfire
- Perform an approved camp improvement project
- Conduct a cookout in your campsite
- Participate in the opening or closing flag ceremony for any day
- Volunteer to say the grace for one meal
- Volunteer to help direct the flow of traffic for one meal
- Volunteer for a clean up patrol
- Help out a program area during open period
- Take a hike out to Kukuipuka Heiau close to camp

Complete any 4 of the following projects:

- Have and use a troop and patrol flag
- Hike one of the trails available around camp
- Construct a pioneer project in your campsite (bridge, tower, table, dish rack, etc.)
- Proper uniform and dress worn at correct times
- Senior Patrol Leader attends all meetings for information to troop

We the members of Troop _____ have fulfilled the requirements for the Maluhia Spirit Award. We submit this request for your review.

Senior Patrol Leader _____

Scoutmaster _____

I have verified with all those involved and through my involvement with this troop that all of the requirements listed have been fulfilled to my satisfaction.

Commissioner _____

Troop Roster

This sheet should be turned in when you check into Camp!

Troop Number _____ Campsite _____

Scoutmaster's Name _____ Phone _____ Circle days in camp
M T W T F S

ASST. SM _____ Phone _____ Circle days in camp
M T W T F S

ASST. SM _____ Phone _____ M T W T F S

ASST. SM _____ Phone _____ M T W T F S

Total number of leaders _____ Unit's accident insurance carrier

Total number of scouts _____ _____

S.P.L. _____ Policy # _____

Patrol Name	Age	Phone Number		Patrol Name	Age	Phone Number
P.L.				P.L.		
2.				2.		
3.				3.		
4.				4.		
5.				5.		
6.				6.		
7.				7.		
8.				8.		
Patrol Name	Age	Phone Number		Patrol Name	Age	Phone Number
P.L.				P.L.		
2.				2.		
3.				3.		
4.				4.		
5.				5.		
6.				6.		
7.				7.		
8.				8.		

Emergency Procedures Plan of Action

Fire and Environmental Emergencies

Signal Continuous ringing of fire bell, and/or sounding of the siren

Troops Meet at flag pole immediately
Scoutmaster takes roll
Await instruction from Camp Director

Staff Program Director takes roll of staff to ensure all are present
Camp Director takes roll of troop to ensure all are present
Assess Fire and first line of defense
Report fire to proper officials and begin evacuation plan

REMEMBER: TROOP FIREGUARD PLAN NEEDS TO BE POSTED IN
EACH CABIN

Evacuation Plan

If it becomes necessary, evacuate to parking lot, load vehicles by troop and follow exit instructions of Program Staff. Direction of travel will be down the hill side to Highway 340, then right toward Waihe'e unless otherwise instructed.

If the road exit is cut off, remain in the parking lot areas and wait for instructions from the Camp Director.

If there is danger (fire, high winds, etc.) in the immediate camp area, evacuate to parking lot and wait further instructions.

If fire alarm sounds during mealtime, Dining Hall is evacuated in orderly manner to Flagpole assembly area for immediate roll call.

Hurricane Storms (Severe), Tsunami, Flash Flood, Earthquakes

At the first sign of Natural Disasters, all campers and staff will exit the pool and return to their campsites and await further instruction. Programs will resume when the weather conditions are safe

In the event of an evacuation, please refer to the Evacuation Procedures above.

Serious or Fatal Injury

- ✓ Emergency first aid is given
- ✓ Individual to be moved only by authorized persons
- ✓ Ambulance or Police Department called
- ✓ Scout Executive and Council President notified
- ✓ Reports filed with the Regional / National office

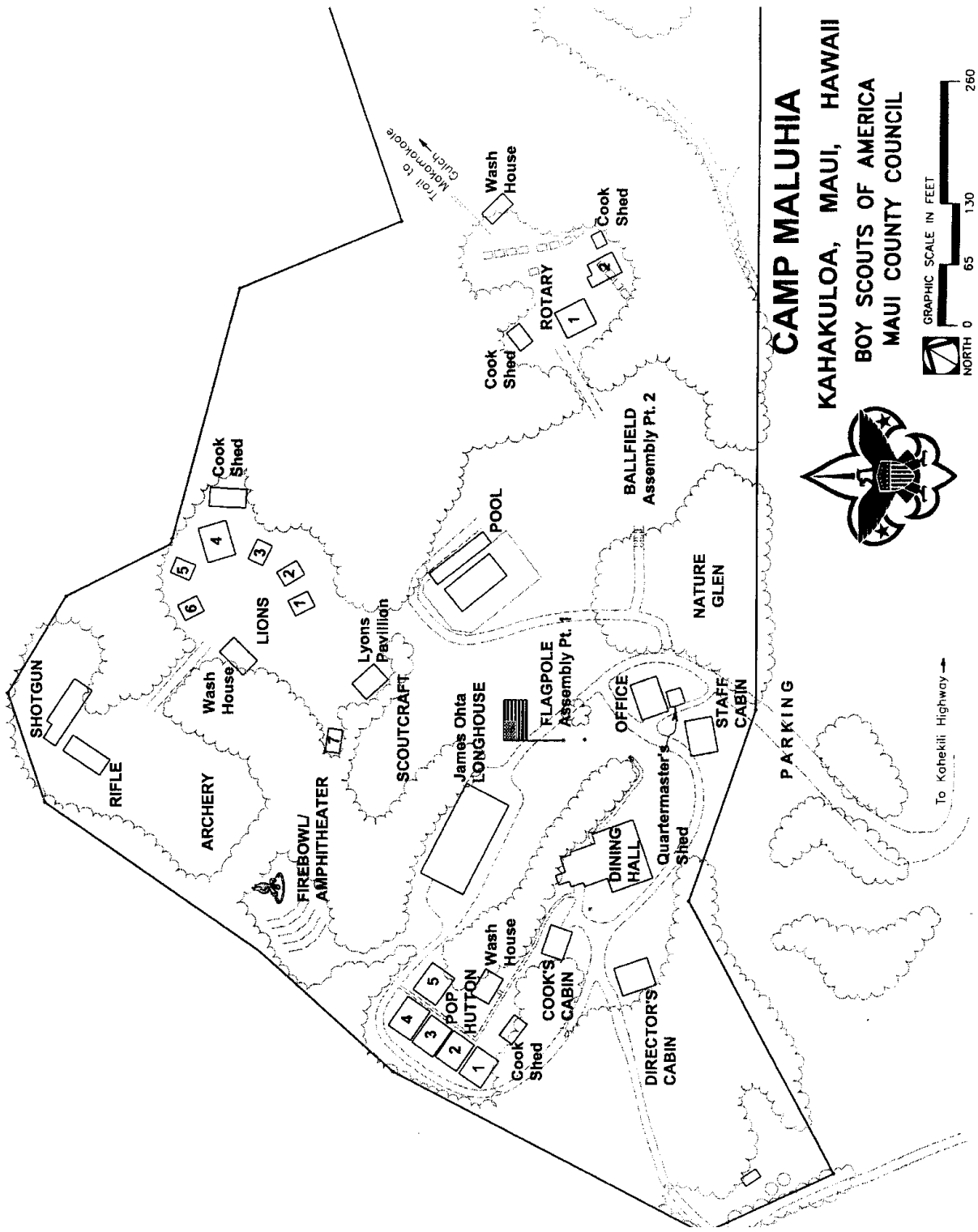
Child Abuse

All incidents of child abuse will be reported to the Camp Director or the Program Director. The Scout Executive will be notified and immediate action will be taken as outlined by the National Policy of the BSA.

Camp Advancement Worksheet

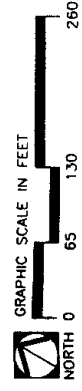
Merit Badges																	
Signed up	0																
Completed	x																
Partial	p																
Dropped	d																
Archery																	
Astronomy																	
Basketry																	
Camping																	
Cooking																	
Environmental Science																	
Forestry																	
Geology																	
First Aid																	
Indian Lore																	
Leatherwork																	
Lifesaving																	
Orienteering																	
Nature																	
Emergency Prep.																	
Pioneering																	
Rifle Shooting																	
Safety																	
Shotgun Shooting																	
Soil and Water Conservation																	
Swimming																	
Weather																	
Wilderness Survival																	
Woodcarving																	
Hawaiiana																	

We also offer other non-traditional camp merit badges during evening sessions.



CAMP MALUHIA

KAHAKULOA, MAUI, HAWAII
 BOY SCOUTS OF AMERICA
 MAUI COUNTY COUNCIL



To Kahekili Highway →